

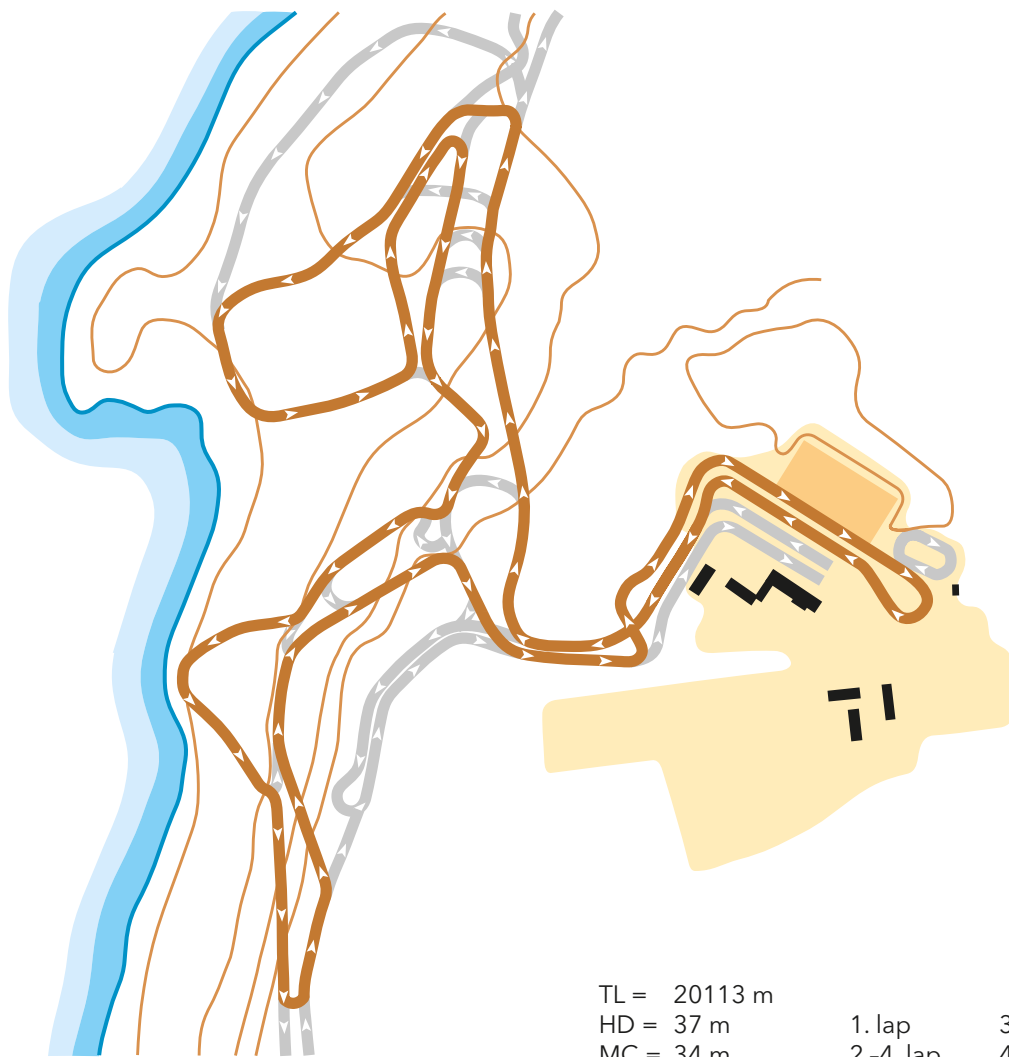
**TUE 29.11.**

**14:15 Individual, Men 20 km**

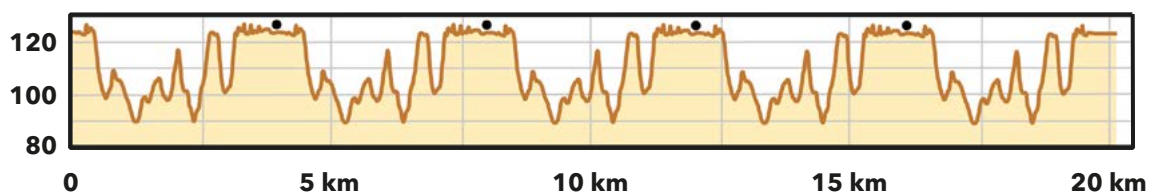
## Individual, Men



● Brown course, 5 x 4.0 km ●



TL = 20113 m	
HD = 37 m	1. lap 3886 m
MC = 34 m	2.-4. lap 4095 m
TC = 635 m	5. lap 3942 m



**WED 30.11.**

**14:15 Individual, Women 15 km**

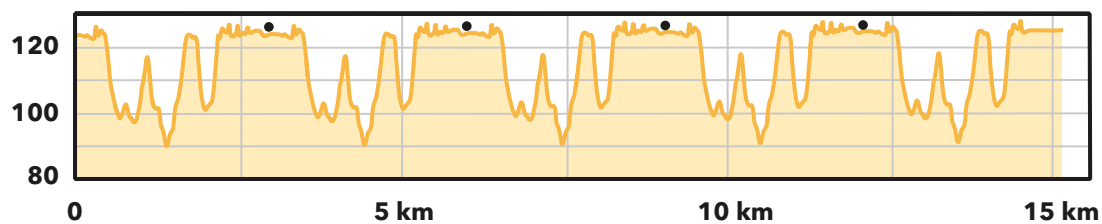
## Individual, Women



● Yellow course, 5 x 3.0 km ●



TL = 15238 m		
HD = 37 m	1. lap	2911 m
MC = 34 m	2.-4. lap	3120 m
TC = 510 m	5. lap	2967 m



**THU 1.12.**

**12:00 Relay, Men 4 x 7,5 km**

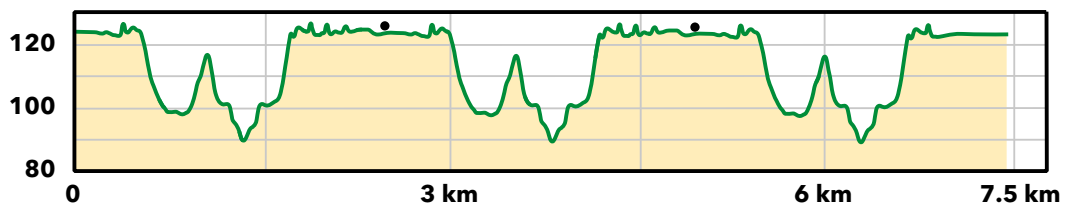
## Relay, Men

● Green course, 4 x 3 x 2.5 km ●



TL = 7552 m  
HD = 37 m  
MC = 22 m  
TC = 228 m

1. lap 2429 m  
2. lap 2638 m  
3. lap 2485 m



**THU 1.12.**

**14:35**

**Relay, Women 4 x 6 km**

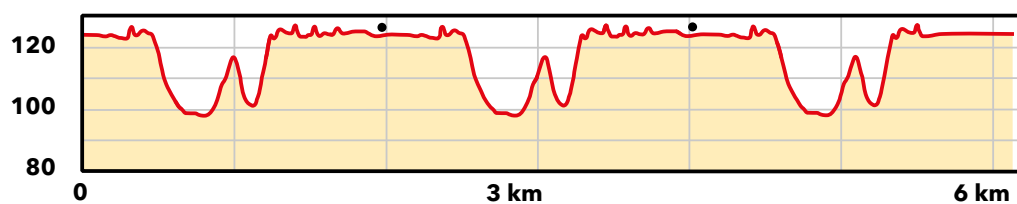
## Relay, Women

● Red course, 4 x 3 x 2.0 km ●



TL = 6220 m  
HD = 30 m  
MC = 23 m  
TC = 192 m

1. lap 1985 m  
2. lap 2194 m  
3. lap 2041 m

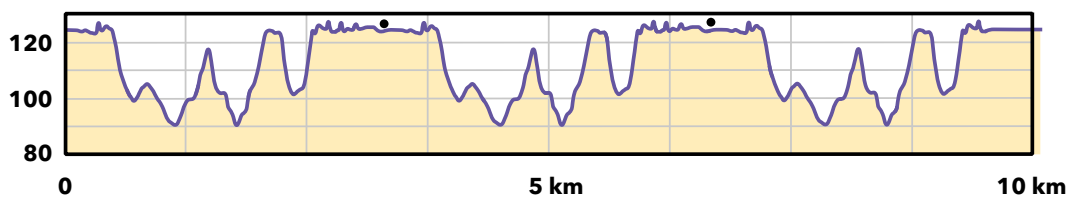
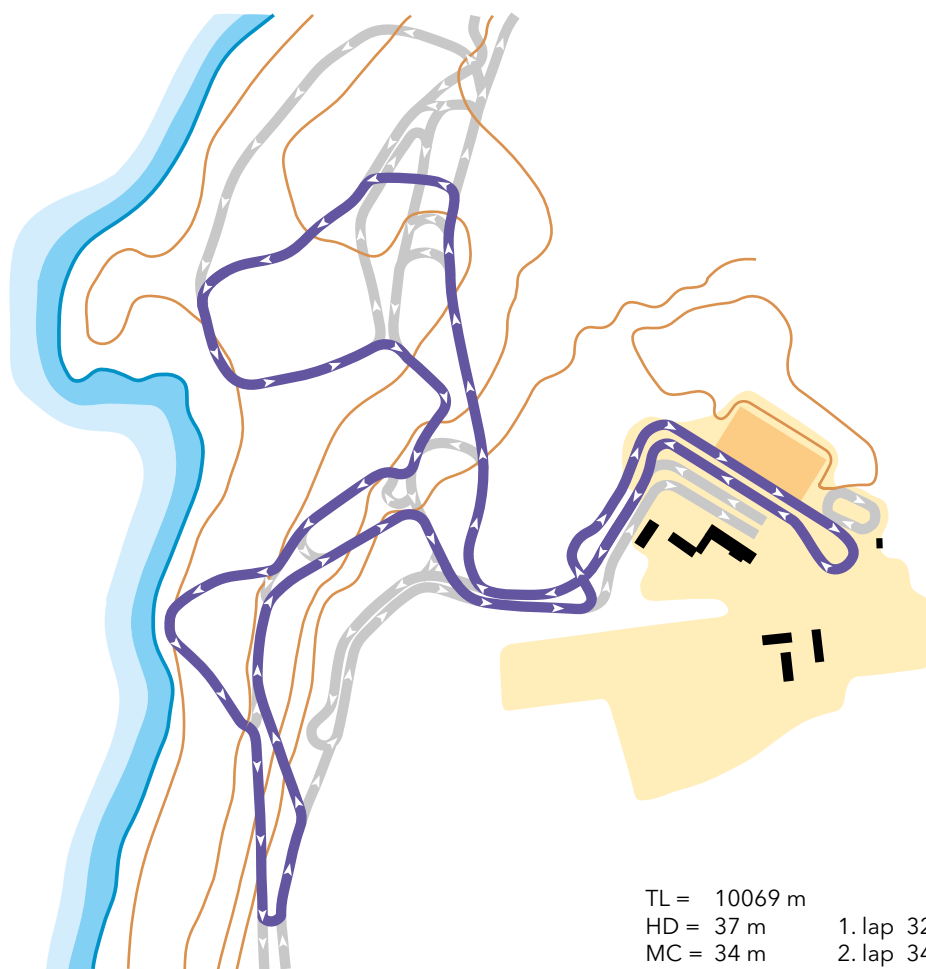


**SAT 3.12.**

**11:45 Sprint, Men 10 km**

## Sprint, Men

● Blue course, 3 x 3.3 km ●



**SAT 3.12.**

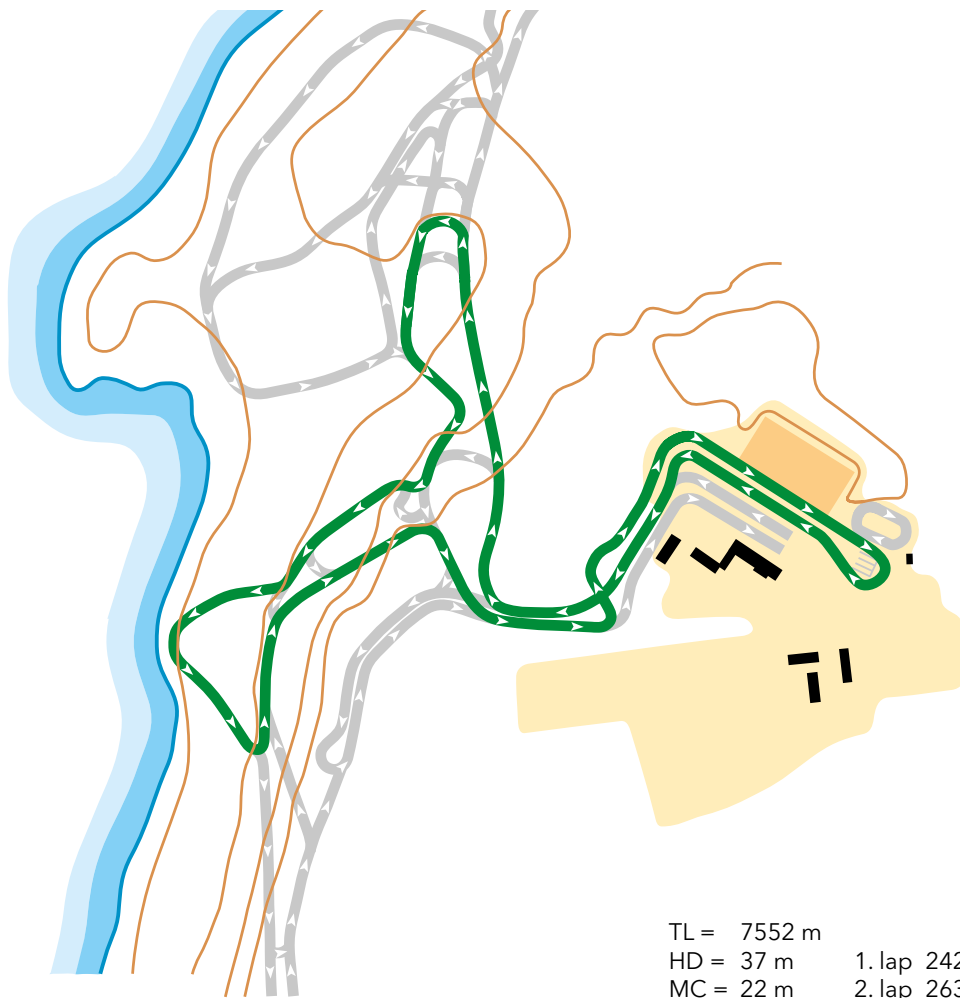
**14:45**

**Sprint, Women 7,5 km**

## Sprint, Women

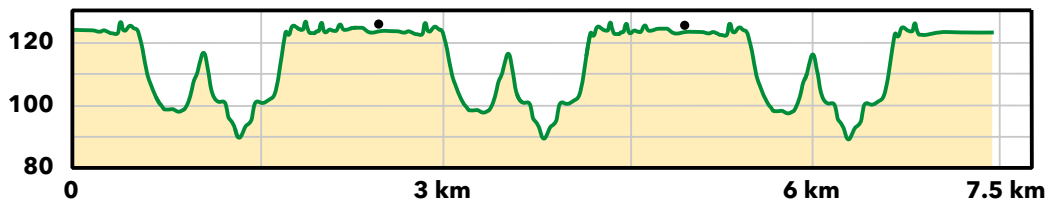


● Green course, 3 x 2.5 km ●



TL = 7552 m  
HD = 37 m  
MC = 22 m  
TC = 228 m

1. lap 2429 m  
2. lap 2638 m  
3. lap 2485 m



**SUN 4.12.**

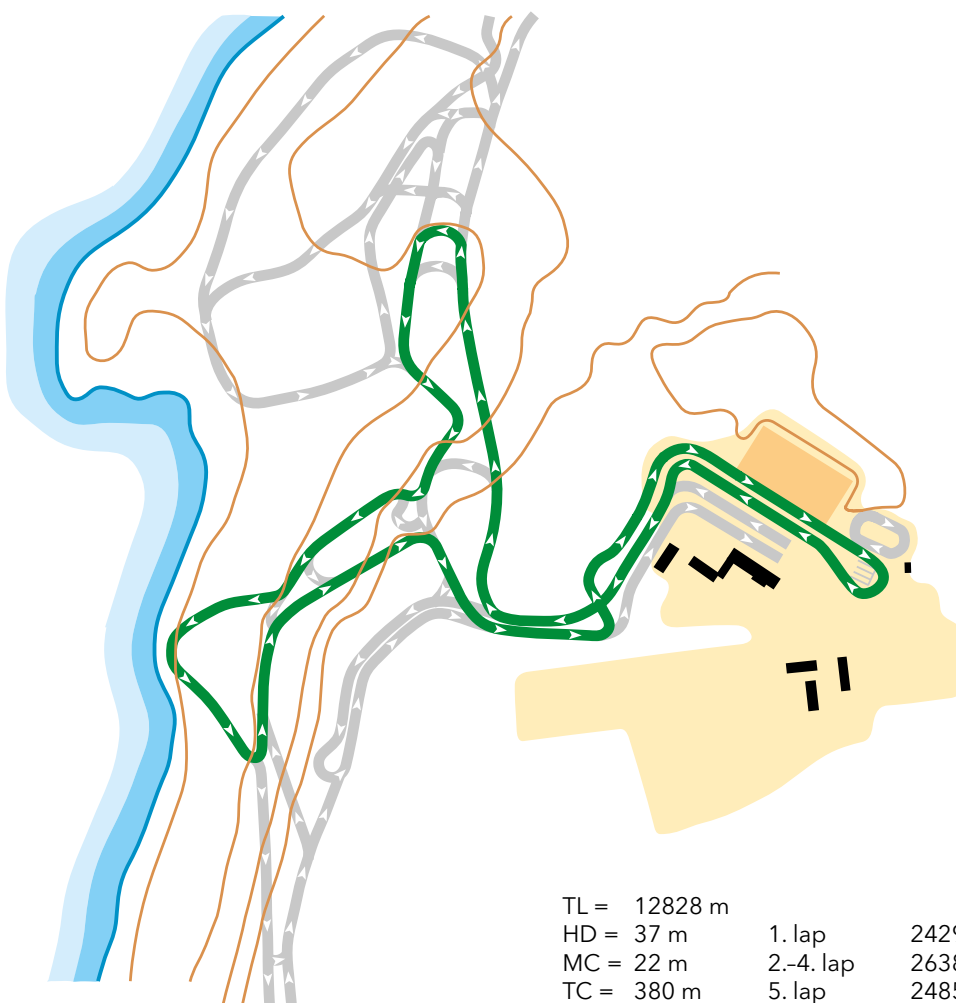
**13:15**

**Pursuit, Men 12,5 km**

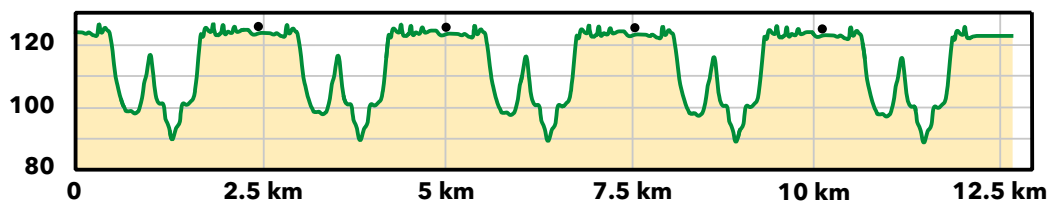
## Pursuit, Men



● Green course, 5 x 2.5 km ●



TL = 12828 m		
HD = 37 m	1. lap	2429 m
MC = 22 m	2.-4. lap	2638 m
TC = 380 m	5. lap	2485 m



**SUN 4.12.**

**15:15 Pursuit, Women 10 km**

## Pursuit, Women

● Red Course, 5 x 2.0 km ●



TL = 10608 m		
HD = 30 m	1. lap	1985 m
MC = 23 m	2.-4. lap	2194 m
TC = 320 m	5. lap	2041 m

